

**Safety Information**

>All electrical work must be undertaken by a qualified contractor to ensure compliance with latest edition BS7671 and IEE/IET wiring regulations.

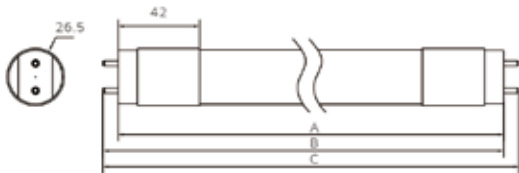
> Before installing an LED T8 Tube or doing any maintenance, ensure power supply is turned off at the circuit breaker or fuse box.

> This product is designed for permanent connection to fixed wiring; the circuit should be protected with the appropriate MCB or fuse.

**Environment**

> Please DO NOT dispose of electrical items or packaging as unsorted waste. Use the recycling facilities provided by your local authorities.

**PRODUCT DIMENSIONS**



Part Number	Dim A	Dim B	Dim C
NET-11-02-21	589.9	595.7	604.0
NET-11-02-23	1199.4	1205.3	1213.6
NET-11-012-24	1500.0	1505.9	1514.2

All units are in mm

**Important Warranty Information**

The LED T8 Tube has a 3 year warranty, which can be extended free of charge to 5 years by registering online via the website address below. The registrant must provide the product part number and date of manufacture, which can be found on the label attached to the luminaire housing.

Manufactured in China By **NET-11-02-XX**  
Toppo Co.Ltd.

LED

The lamps cannot be changed in the luminaire.

874/2012

LED Luminaires and Retrofit Bulbs Licensing Program

Member NET LED LTD

NET LED Limited  
Buckingway Business Park  
300 Anderson Road  
Cambridge  
CB24 4UQ UK  
sales@netled.co.uk  
www.netled.co.uk

FS 590684 EMS 590685

Technical Helpline: 01223 851505  
Email: support@netled.co.uk

Drawing No: NET-11-02-IG\_V1  
www.netled.co.uk/downloads



**LED T8 TUBE INSTALLATION GUIDE**

**LED T8 TUBE NET-11-02-XX**


**KEY DATA**

Light Source:	LED		
Length (ft):	2	4	5
Length (mm):	600	1200	1500
Power (W):	10W	18W	24W
Luminous Flux (lm):	1000	1800	2400
Luminous Efficacy:	100lm/W		
Colour Temperature:	4000K		
Colour Rendering:	>80CRI		
Housing Material:	Polycarbonate		
IP Rating:	IP20		
Manufacturer:	Toppo Lighting		

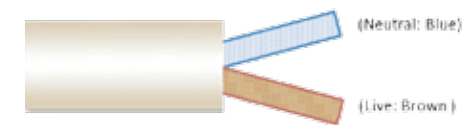
**SUPPLY/EARTH CLASS**

200-240V AC 50/60 Hz

Fig.1 Mains Input Termination



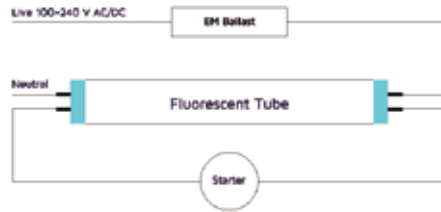
Class II



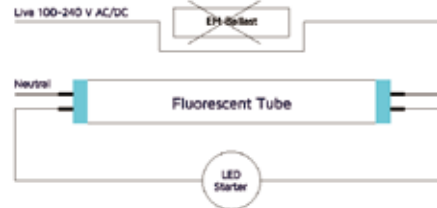
**Installation procedure:** Carefully read the installation instructions and ensure the mains supply is isolated before installation. Please follow the safety information overleaf before carrying out any installation. Please retain this leaflet for future reference.

**For a light fitting with a magnetic ballast:**

**Step1:** Turn off the power supply and locate the magnetic ballast in the fitting.

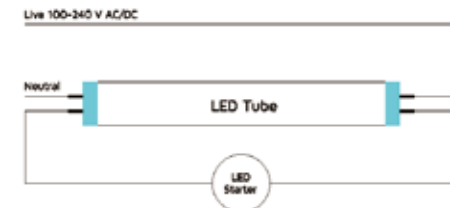


**Step2:** Bypass/remove the magnetic ballast along with any additional control gear or power factor correction capacitors as shown in the illustration below.



**Note:** A qualified electrician is required to remove/bypass the ballast from the fitting.

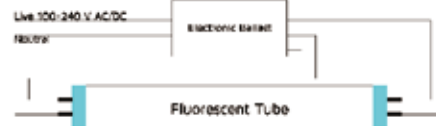
**Step3:** Rotate the end caps on the LED Tube to suit your light distribution requirements. Install the tube and switch on the power supply. Our LED tubes can be installed in any orientation.



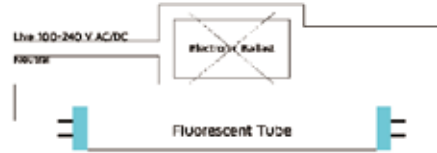
**Note:** All our tubes incorporate an internal thermal fuse which provides an added layer of protection for the LED Tube and the driver.

**For a light fitting with an electronic ballast:**

**Step1:** Turn off the power supply and locate the electronic ballast in the fitting.

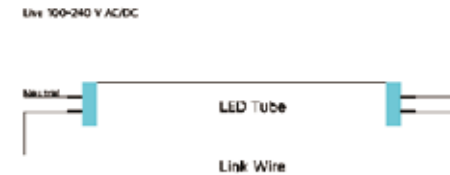


**Step2:** Bypass/remove the Electronic ballast along with any additional control gear or power factor correction capacitors as shown in the illustration below.



**Note:** A qualified electrician is required to remove/bypass the ballast from the fitting.

**Step3:** Finally, add a link wire as shown in the illustration below. Install the LED tube and switch on the power supply. Our LED tubes can be installed in any orientation.



**Note:** All our Tubes incorporate an internal thermal fuse which provides an added layer of protection for the LED tube and the driver.

**Optional additional products:** A number of additional compatible products are available. To view our full range, please visit [www.netled.co.uk](http://www.netled.co.uk)

**T8 Pre-Wired Non-Corrosive Luminaire**



We supply IP65-rated (weather and dustproof) pre-wired luminaires. These can be supplied with stainless steel retaining clips (sold separately). Designed for use in industrial, storage, and outdoor environments.

Manufactured in the UK.

**3 Hour Emergency Kits**



We supply 3 Hour Emergency Kits for our T8 LED Tubes.

Manufactured by Lux box