

### Safety Information

>All electrical work must be undertaken by a qualified contractor to ensure compliance with latest edition BS7671 and IEE/IET wiring regulations.

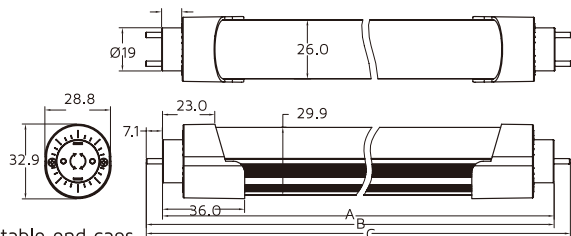
> Before installing an LED T8 Tube or doing any maintenance, ensure power supply is turned off at the circuit breaker or fuse box.

> This product is designed for permanent connection to fixed wiring; the circuit should be protected with the appropriate MCB or fuse.

### Environment

> Please DO NOT dispose of electrical items or packaging as unsorted waste. Use the recycling facilities provided by your local authorities.

### PRODUCT DIMENSIONS



Rotatable end caps for quick and simple installation

All dimensions are in mm	A		B		C
	MIN	MAX	MIN	MAX	MAX
2ft/600mm	587.4	589.8	594.5	596.9	604
3ft/900mm	892.2	894.6	899.3	901.7	908.8
4ft/1200mm	1197	1199.4	1204.1	1206.5	1213.6
5ft/1500mm	1497.6	1500	1504.7	1507.1	1514.2
6ft/1800mm	1761.4	1763.8	1768.5	1770.9	1788.5

### Important Warranty Information

The LED T8 Tube has a 3 year warranty, which can be extended free of charge to 5 years by registering online via the website address below. The registrant must provide the product part number and date of manufacture, which can be found on the label attached to the luminaire housing.



theLIA

MEMBER



LED Luminaires and Retrofit Bulbs Licensing Program

Member  
NET LED Ltd




ISO9001-2008  
FS 590684



ISO9001-2004  
FMS 590685

NET LED Limited  
Buckingham Business Park  
300 Anderson Road  
Cambridge  
CB24 4UQ UK  
sales@netled.co.uk  
www.netled.co.uk

Technical Helpline: 01223 851505  
Email: support@netled.co.uk

Drawing No: NET-11-02-IG\_V1  
www.netled.co.uk/downloads

Distributed by



### LED T8 TUBE INSTALLATION GUIDE

### LED T8 TUBE NET-11-02-XX

#### KEY DATA

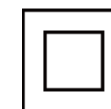


Light Source:	LED				
Length (ft):	2	3	4	5	6
Length (mm):	604	908	1213	1514	1788
Power (W):	10	12	18	22	32
Luminous Flux (lm):	1050	1250	1950	2300	3200
Luminous Efficacy:	>100m/W				
Colour Temperature:	5500K only		3000k or 5500K		
Colour Rendering:	>80CRI				
Housing Material:	Aluminium				
IP Rating:	IP20				
Manufacturer:	Toppo Lighting				

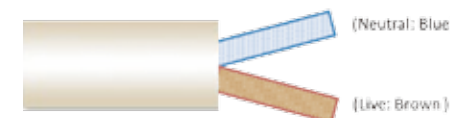
#### SUPPLY/EARTH CLASS

100-240V AC 50/60 Hz

Fig.1 Mains Input Termination



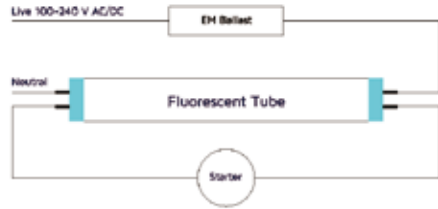
Class II



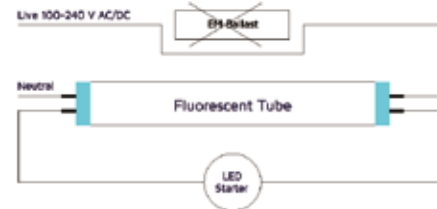
**Installation procedure:** Carefully read the installation instructions and ensure the mains supply is isolated before installation. Please follow the safety information overleaf before carrying out any installation. Please retain this leaflet for future reference.

**For a light fitting with a magnetic ballast:**

**Step1:** Turn off the power supply and locate the magnetic ballast in the fitting.

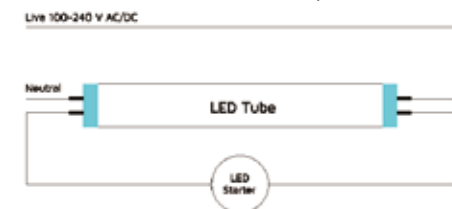


**Step2:** Bypass/remove the magnetic ballast along with any additional control gear or power factor correction capacitors as shown in the illustration below.



**Note:** A qualified electrician is required to remove/bypass the ballast from the fitting.

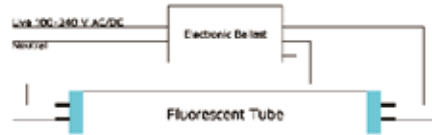
**Step3:** Rotate the end caps on the LED Tube to suit your light distribution requirements. Install the tube and switch on the power supply. Our LED tubes can be installed in any orientation.



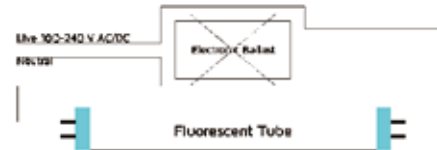
**Note:** All our tubes incorporate an internal thermal fuse which provides an added layer of protection for the LED Tube and the driver.

**For a light fitting with an electronic ballast:**

**Step1:** Turn off the power supply and locate the electronic ballast in the fitting.



**Step2:** Bypass/remove the Electronic ballast along with any additional control gear or power factor correction capacitors as shown in the illustration below.



**Note:** A qualified electrician is required to remove/bypass the ballast from the fitting.

**Step3:** Finally, add a link wire as shown in the illustration below. Install the LED tube and switch on the power supply. Our LED tubes can be installed in any orientation.



**Note:** All our Tubes incorporate an internal thermal fuse which provides an added layer of protection for the LED tube and the driver.

**Optional additional products:** A number of additional compatible products are available. To view our full range, please visit [www.netled.co.uk](http://www.netled.co.uk)

**T8 Pre-Wired Batten Fitting**

We supply pre-wired luminaires for our T8 LED Tubes. Well-suited for use in offices, corridors, receptions, schools, and hospitals.



Manufactured in the UK.

**T8 Pre-Wired Non-Corrosive Luminaire**

We supply IP65-rated (weather and dustproof) pre-wired luminaires. These can be supplied with stainless steel retaining clips (sold separately). Designed for use in industrial, storage, and outdoor environments.



Manufactured in the UK.

**3 Hour Emergency Kits**

We supply 3 Hour Emergency Kits for our T8 LED Tubes.



Manufactured by Lux box